

ВНЕШНОСТЬ. МОДА И ОДЕЖДА

Цели: активизировать употребление лексики по теме урока; формировать умение находить необходимую информацию в прочитанном тексте; совершенствовать навыки устной речи; формировать умения высказывать свою точку зрения относительно внешности людей и современной моды.

Оборудование: магнитофон, фотографии, учебники "Hotline", "Twist", Oxford.

Ход урока

I. ОРГАНИЗАЦИОННАЯ БЕСЕДА

► Подготовка к восприятию иностранной речи

T. Fashions change so quickly that it's difficult to follow them. What was "in" yesterday, may be out of fashion tomorrow and not so popular today. Even people who do not take much interest in clothes and fashion can't but notice how radically people around change with each new surging of fashion. Today we'll try to describe the main changes in people's appearance that took place in the 20th century.

II. ВВЕДЕНИЕ В ИНОЯЗЫЧНУЮ АТМОСФЕРУ

На доске записаны слова по теме с пропусками. Два ученика выходят к доске, остальные воссоздают написание этих слов в рабочих тетрадях. Все ученики догадываются о теме урока.

P1. F-ie-d-y	P2. C-r-y
At-rat-v-	L-n-
Su-g-a-s-s	Ov-re-a-
H-i-c-t	Ta-t-o
In-ll-g-nt	H-rr-b--
O-d-na-y	E-r-in--
N-s- st--	S-ra-g-t

Key:

Friendly and	Curly
Attractive	Long
Sunglasses	Overcoat
Haircut	Tattoo
Intelligent	Horrible
Ordinary	Earrings
Nose stud	Straight

T. Who can guess the topic of our lesson?

P1, P2, P3. Fashion and Clothes.

T. Yes, you are right. We'll speak about fashion, clothes and appearance today.

III. ОСНОВНАЯ ЧАСТЬ УРОКА

► Лексическая работа

Диктант

Объединить учеников в три группы. Каждая группа записывает соответствующие слова в виде Mind-Map.

Group I. Types of Clothes.

Group II. Types of Shoes.

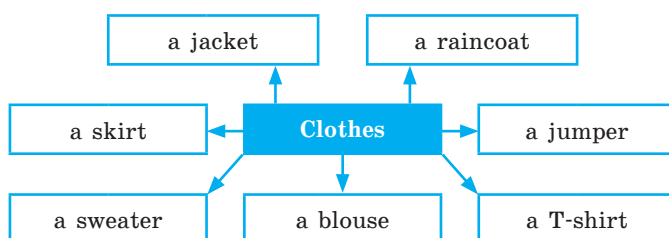
Group III. Accessories.

T. Sort-out the words:

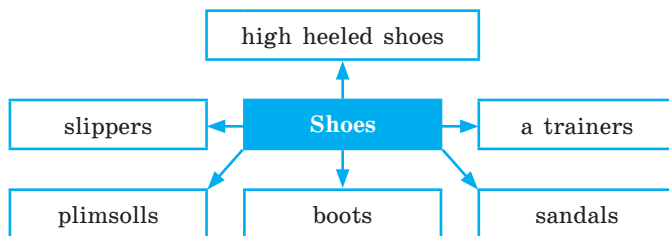
- 1) a jacket; 2) boots; 3) a badge; 4) a T-shirt;
- 5) a skirt; 6) a nose-stud; 7) sandals; 8) a raincoat;
- 9) a ring; 10) slippers; 11) an ankle chain;
- 12) trainers; 13) bangles; 14) a jumper; 15) a bracelet;
- 16) a scarf; 17) high-heeled shoes; 18) a blouse;
- 19) plimsolls; 20) a sweater; 21) earrings; 22) trousers.

KEY

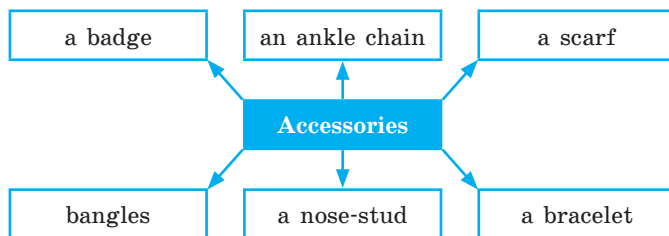
Group I



Group II



Group III



Каждая группа читает свои слова. Проверяется правильность написания слов. Исправляются ошибки.

Тренировочные упражнения

Ученики описывают внешность и одежду известных людей по плану, не называя их имен.

- Their size and height
- Their face and hair
- The clothes and accessories the persons normally wear
- Their personality

Ученики слушают своего одноклассника, заполняют таблицу и стараются угадать имя этого известного человека. Например:

P1. She is a famous singer. She is young, but very confident. She is pretty. She's got straight black hair. Her eyes are large and brown. She is tall and slim. She usually wears short shirts, jeans, vests or blouses. Sometimes she has a hat on. She wears earrings, bracelets and a lot of rings. She hasn't got a nose-stud or a tattoo, but I think she is very fashionable.

General appearance	Body	Hair	Eyes
Pretty	Tall slim	Straight black	Large brown
Clothes		Accessories	Personality
Short, skirts, jeans, vests, blouses		Earrings, bracelets, rings	Confident, fashionably

Для того чтобы угадать имя этой известной певицы, ученики задают вопрос.

E.g.

P2. What kind of shoes does she usually wear?

P1. She usually wears high heeled boots.

P3. Has she got birth marks on her chin?

P1. Yes, she has.

P4. Oh, it's Annie Lorak.

P1. Yes, you are right.

Предлагается заслушать двух-трех учеников и выполнять задачу в этом режиме.

» **Чтение**

Text "20th Century. Fashion" (Hotline), "Teen-age Fashion" (Twist, Oxford).

Выполнение предтекстовых заданий:
ответы на вопросы учителя

1. What sort of clothes are you wearing today?
2. Do your parents wear fashionable clothes?
3. Do teenagers dress differently from their parents in our country?

Выполнение заданий во время чтения текста

1. Read the article and look at the photos. Which decade is each fashion from? (Ex. 2. p. 32, "Twist", Oxford)
2. Find fourteen different items of clothing and shoes.

Answers

1. a) 1960s; b) 1970s; c) 1960s; d) 1950s; e) 1980s.
2. 1) jeans; 2) leather jacket; 3) T-shirt; 4) baseball boots; 5) sunglasses; 6) trousers; 7) tie; 8) jacket; 9) suede shoes; 10) sweater; 11) knee-length; 12) mini skirt; 13) sandals; 14) trainers.

Выполнение послетекстовых коммуникативных заданий

(Интерактивная форма работы «Микрофон».)

Ученики отвечают на проблемные вопросы по очереди, высказывая свою мысль или позицию. Основное правило игры: говорить имеет право только тот, у кого в руках символический микрофон.

Проблемные вопросы

T. Why did teenagers rebel against the ideas of their parents and older people in the past?

P1. They wanted to be independent and the clothes they wear showed this.

T. What was the fashion in 1950s?

P2. Teenagers were richer, they bought more clothes and developed their own fashions. In America boys wore jeans, leathers jacket, T-shirt and baseball boots. They also wore sunglasses in all weathers. In Britain Teddy boys wore tight, narrow trousers, thin ties, long jackets and suede shoes. The girls wore tight sweaters and knee-length skirts. Ponytails were very popular.

T. What did you learn about hippy movement in 1960s?

P3. The hippies wanted a different lifestyle. Hippies wanted peace. They cared about the environment. Hippies wore long colourful clothes and sandals or sometimes no shoes at all. Many men had long hair.

T. What's your attitude to punk clothes in 1970s?

P4. Punk clothes were deliberately ugly — black leather jackets, torn jeans, heavy boots, spiky brightly coloured hair and pins worn in noses and ears. Many people were unemployed and some young people adopted a punk style to show their anger and unhappiness.

T. Why did young people need comfortable clothes in 1980s?

P5. These were the years of dance music. Clothes needed to be comfortable to move in. Sports wear and other exercise clothes became fashionable. Nearly all young people wore casual clothes and trainers.

T. What is your attitude to fashion today?

P6. Today there is no one fashion. People choose clothes to suit their personality and lifestyle.

T. Fashion has become more and more international. With advanced technology and television, a new fashion can travel across the world in seconds. Western designers borrow ideas from the countries they visit.

Ученикам предлагается для обсуждения дополнительный материал "The Fashion Spies".

» **Устная речь**

Ученики высказывают свою мысль относительно проблемного вопроса.



■ In America boys wore jeans, leathers jacket, T-shirt, baseball boots and sunglasses in all weathers

T. What does it mean to be fashionable? To be fashionable means...

E. g.

- P1.** — to wear expensive clothes;
- P2.** — to wear jewellery and other valuables;
- P3.** — to use a lot of make-up;
- P4.** — to have a tattoo..., etc.

T. What is your attitude to tattoos?

- P1.** A don't like tattoos.
- P2.** Tattoos are beautiful in the jungle.
- P3.** I think, I'll have a tattoo when I leave school.

Выполнение коммуникативных заданий

Обсуждение проблемных вопросов в форме игры. Интерактивная форма работы «Круг идей».

T. What do you think?

1. Following fashion is a waste of time and money.
2. Clothes and appearance are very important to me.
3. Young people are under a lot of pressure to spend money on fashionable clothes.
4. Fashion is fun but I don't take it seriously.

Ученики обсуждают дискуссионные вопросы в малых группах. После того как истекло время на обсуждение, каждая группа высказывается поочередно, пока не будут исчерпаны все ответы. При обсуждении вопросов на доске составляется список указанных идей. Когда все идеи высказаны, рассматривается проблема в целом и подводятся итоги.

Possible questions:

1. How important are clothes for you?

2. Are you fashion-conscious? Why? Why not?
3. Is your attitude to fashion serious or light-hearted?
4. What clothes do you feel most comfortably in?
5. Do you like wearing accessories? Why? Why not?
6. Do you spend a lot of money on clothes? Why? Why not?
7. Do you ever buy second-hand clothes? Why? Why not?
8. What do you do with your old clothes?
9. Do you like to be dressed in fashion?
10. Do you always like modern fashion? Why? Why not?
11. What does to dress smartly mean for you?
12. What combinations of colours do you prefer?

Ученики высказывают свою точку зрения относительно проблем, предложенных учителем.

III. ЗАКЛЮЧИТЕЛЬНАЯ ЧАСТЬ УРОКА

» Домашнее задание

Выполнить задание: "Explorations"

1. A Class Survey.
2. A New Image.
3. Design a Fashion accessory.

» Подведение итогов урока

T. Thank you for your work. Today we spoke much on the topic Fashion and Clothes. You described different people, read an article and listened to a text about teenage fashion. I think you can talk about attitudes to appearance and fashion.

Выставление и комментирование оценок.